

PLEASE CHECK WWW.MOLEX.COM FOR LATEST PART INFORMATION

Part Number: [0022235061](#)
Status: **Active**
Description: 2.54mm (.100") Pitch KK® Solid Header, Vertical, 6 Circuits, with Kinked PC Tails

Documents:

[3D Model](#) [RoHS Certificate of Compliance \(PDF\)](#)
[Drawing \(PDF\)](#)

Agency Certification

CSA LR19980
 UL E29179

General

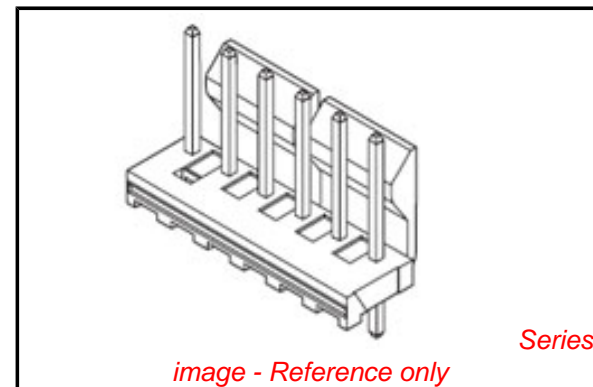
Product Family PCB Headers
 Series [43009](#)
 Application Wire-to-Board
 Product Name KK®

Physical

Breakaway No
 Circuits (Loaded) 6
 Circuits (maximum) 6
 Color - Resin Natural
 Durability (mating cycles max) 25
 Flammability 94V-0
 Glow-Wire Compliant No
 Lock to Mating Part Yes
 Material - Metal Brass
 Material - Plating Mating Tin
 Material - Plating Termination Tin
 Material - Resin Polyester
 Number of Rows 1
 Orientation Vertical
 PC Tail Length (in) 0.140 In
 PC Tail Length (mm) 3.56 mm
 PCB Locator No
 PCB Retention Yes
 PCB Thickness Recommended (in) 0.062 In
 PCB Thickness Recommended (mm) 1.60 mm
 Packaging Type Bag
 Pitch - Mating Interface (in) 0.100 In
 Pitch - Mating Interface (mm) 2.54 mm
 Plating min: Mating (µin) 200
 Plating min: Mating (µm) 5
 Plating min: Termination (µin) 200
 Plating min: Termination (µm) 5
 Polarized to Mating Part No
 Polarized to PCB No
 Shrouded No
 Stackable No
 Temperature Range - Operating 0°C to +75°C
 Termination Interface: Style Through Hole

Electrical

Current - Maximum per Contact 4A
 Voltage - Maximum 250V



EU RoHS

**ELV and RoHS
 Compliant**
**REACH SVHC
 Contains SVHC: No**
**Halogen-Free
 Status**
Not Reviewed

China RoHS



**Need more information on product
 environmental compliance?**

Email productcompliance@molex.com
 For a multiple part number RoHS Certificate of
 Compliance, [click here](#)

Please visit the [Contact Us](#) section for any
 non-product compliance questions.

Search Parts in this Series

[43009Series](#)

Mates With

[2695](#) , [6471](#) , [7880](#) , [4455](#) , [7720](#) , [40555](#)

Solder Process Data

Duration at Max. Process Temperature (seconds)	5
Lead-free Process Capability	Wave Capable (TH only)
Max. Cycles at Max. Process Temperature	1
Process Temperature max. C	235

Material Info

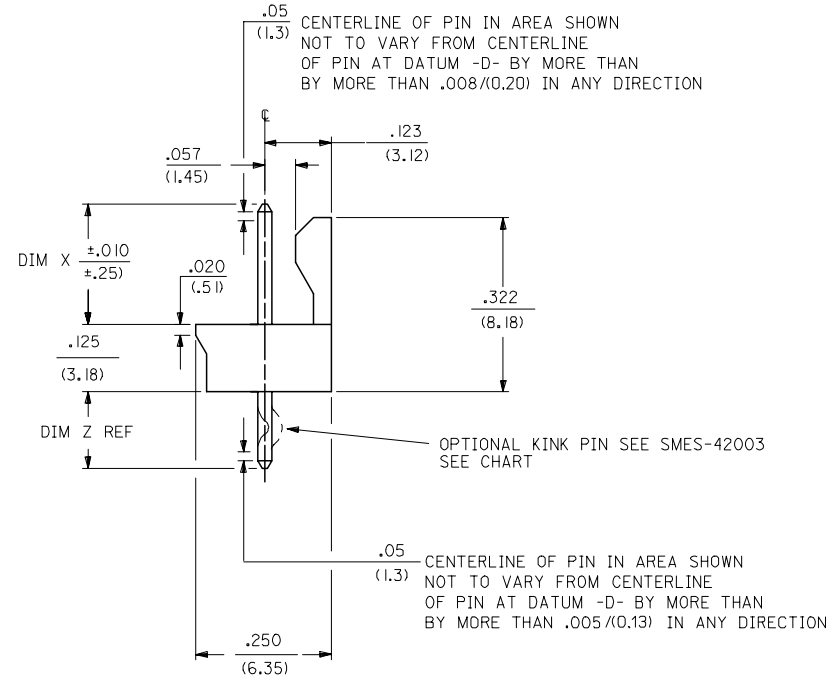
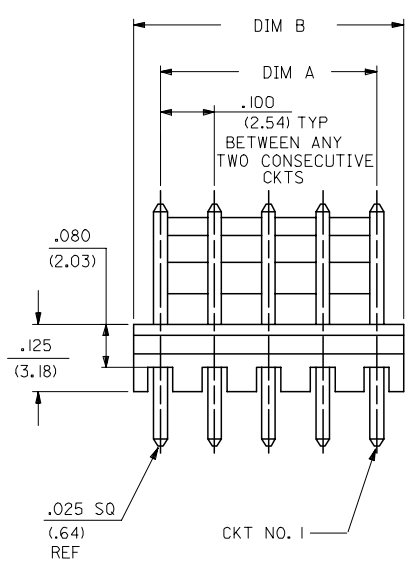
Old Part Number	A-43009-0015
-----------------	--------------

Reference - Drawing Numbers

Sales Drawing	SDA-43009
---------------	-----------

This document was generated on 04/12/2010

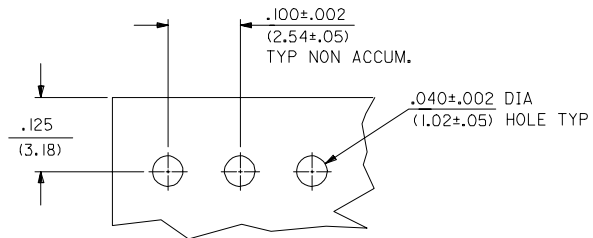
PLEASE CHECK WWW.MOLEX.COM FOR LATEST PART INFORMATION



CKTS	DIM A	DIM B
2	.100 (2.54)	.195 (4.95)
3	.200 (5.08)	.295 (7.49)
4	.300 (7.62)	.395 (10.03)
5	.400 (10.16)	.495 (12.57)
6	.500 (12.70)	.595 (15.11)
7	.600 (15.24)	.695 (17.65)
8	.700 (17.78)	.795 (20.19)
9	.800 (20.32)	.895 (22.73)
10	.900 (22.86)	.995 (25.27)

NOTES:

- MATERIAL: 7 1/2% GLASS FILLED POLYESTER, 94V-0.
HOUSING COLORS: 42009 - N = NATURAL COLOR - ND = YELLOW
- NA = BLUE - NE = GREEN
- NB = BROWN - NR = RED
- NC = ORANGE - NG = GREY
PIN MATERIAL: 260 BRASS.
- FINISH:
(102) - OVERALL TIN: .000200/(0.00508) MIN., OVERALL COPPER UNDERPLATE: .000100/(0.00254) MIN.
(154) - OVERALL TIN: .000100/(0.00254) MIN., OVERALL NICKEL UNDERPLATE: .000050/(0.00127) MIN.
(501) - OVERALL GOLD: .000020/(0.00051) MIN., OVERALL NICKEL UNDERPLATE: .000030/(0.00076) MIN.
(509) - OVERALL GOLD: .000050/(0.00127) MIN., OVERALL NICKEL UNDERPLATE: .000030/(0.00076) MIN.
- PRODUCT SPECIFICATIONS: PS-10-07.
- PACKAGING: OPTION 1: BULK PER PK-43009-001.
OPTION 2: TUBE PER PK-44743-001.
- PIN PUSH OUT FORCE: 3 LBS. MIN. (PER CKT).
- PARTS ARE STACKABLE END TO END ON .100/(2.54) CENTERS.
- SOLDERABILITY PER ES-152.



RECOMMENDED PC BOARD LAYOUT
(.062 THK)

GEN. DOC.	2-*	C1
ME 10	1	C1
DOC. TYPE	SHEET	REV.

ADD TUBE PKG	FC NO: UCP2006-1787	2006/02/13
DRW:NAELHAG	CHKD:LSHMDT	2006/02/16
APPR:FSMTH	REV	DESCRIPTION
C1		

QUALITY SYMBOLS	▽=0
	▽=0

GENERAL TOLERANCES (UNLESS SPECIFIED)	
	mm INCH
4 PLACES ±---	±---
3 PLACES ±---	±.010
2 PLACES ±0.25	±.014
1 PLACE ±0.36	±---
ANGULAR ±1/2°	
DRAFT WHERE APPLICABLE MUST REMAIN WITHIN DIMENSIONS	

DIMENSION STYLE	
IN/MM	
DRAWN BY	DATE
SAMIEC	01/28/92
CHECKED BY	DATE
PATEL	01/28/92
APPROVED BY	DATE
LENZ	01/28/92
MATERIAL NO.	
METRIC	

SCALE ---	DESIGN UNITS METRIC	THIRD ANGLE PROJECTION
HEADER ASSEMBLY FRICTION LOCK .100 CENTERS		
molex MOLEX INCORPORATED		
MATERIAL NO. SDA-43009	DOCUMENT NO.	SHEET NO. 1 OF 5
THIS DRAWING CONTAINS INFORMATION THAT IS PROPRIETARY TO MOLEX INCORPORATED AND SHOULD NOT BE USED WITHOUT WRITTEN PERMISSION		

A-43009-0002/0010			A-43009-001/0019			A-43009-0020/0028			A-43009-0029/0037		
OPTIONS	Header No.	42009-N	OPTIONS	Header No.	42009-N	OPTIONS	Header No.	42009-NE	OPTIONS	Header No.	42009-NR
	Pin No.	2766-1(102)		Pin No.	2766-1(102)		Pin No.	2766-1(102)		Pin No.	2766-1(102)
	Dim. L	.560/(14.22)		Dim. L	.560/(14.22)		Dim. L	.560/(14.22)		Dim. L	.560/(14.22)
	Dim. X	.295/(7.49)		Dim. X	.295/(7.49)		Dim. X	.295/(7.49)		Dim. X	.295/(7.49)
	Dim. Z	.140/(3.56)		Dim. Z	.140/(3.56)		Dim. Z	.140/(3.56)		Dim. Z	.140/(3.56)
	No. of Ckts	2-10		No. of Ckts	2-10		No. of Ckts	2-10		No. of Ckts	2-10
	Void Ckts	None		Void Ckts	None		Void Ckts	None		Void Ckts	None
	Kink Pins	No		Kink Pins	Yes		Kink Pins	Yes		Kink Pins	Yes
	Color	-		Color	-		Color	Green		Color	Red
	Packaging	PK-43009-001		Packaging	PK-43009-001		Packaging	PK-43009-001		Packaging	PK-43009-001
Ckt	EDP No.	Engineering No.	Ckt	EDP No.	Engineering No.	Ckt	EDP No.	Engineering No.	Ckt	EDP No.	Engineering No.
2	22-23-5024	A-43009-0002	2	22-23-5021	A-43009-0011	2	22-23-5022	A-43009-0020	2	22-23-5023	A-43009-0029
3	22-23-5034	A-43009-0003	3	22-23-5031	A-43009-0012	3	22-23-5032	A-43009-0021	3	22-23-5033	A-43009-0030
4	22-23-5044	A-43009-0004	4	22-23-5041	A-43009-0013	4	22-23-5042	A-43009-0022	4	22-23-5043	A-43009-0031
5	22-23-5054	A-43009-0005	5	22-23-5051	A-43009-0014	5	22-23-5052	A-43009-0023	5	22-23-5053	A-43009-0032
6	22-23-5064	A-43009-0006	6	22-23-5061	A-43009-0015	6	22-23-5062	A-43009-0024	6	22-23-5063	A-43009-0033
7	22-23-5074	A-43009-0007	7	22-23-5071	A-43009-0016	7	22-23-5072	A-43009-0025	7	22-23-5073	A-43009-0034
8	22-23-5084	A-43009-0008	8	22-23-5081	A-43009-0017	8	22-23-5082	A-43009-0026	8	22-23-5083	A-43009-0035
9	22-23-5094	A-43009-0009	9	22-23-5091	A-43009-0018	9	22-23-5092	A-43009-0027	9	22-23-5093	A-43009-0036
10	22-23-5104	A-43009-0010	10	22-23-5101	A-43009-0019	10	22-23-5102	A-43009-0028	10	22-23-5103	A-43009-0037
11			11			11			11		
12			12			12			12		
13			13			13			13		
14			14			14			14		
15			15			15			15		

REV: C1	SEE SHEET 1 2/17/2006	TITLE: HEADER ASSEMBLY FRICTION LOCK .100 CENTERS	SHEET No. - 2 -
DOCUMENT NUMBER: SDA-43009		CREATED / REVISED BY: DRATNOL	CHECKED BY: SAMIEC
		APPROVED BY: MARGULIS	

A-43009-0038/0046			A-43009-047/0055			A-43009-0056/0064			A-43009-0066/0073		
OPTIONS	Header No.	42009-ND	OPTIONS	Header No.	42009-N	OPTIONS	Header No.	42009-N	OPTIONS	Header No.	42009-N
	Pin No.	2766-1(102)		Pin No.	2766-1(501)		Pin No.	2766-1(509)		Pin No.	2766-1(102)
	Dim. L	.560/(14.22)		Dim. L	.560/(14.22)		Dim. L	.560/(14.22)		Dim. L	.560/(14.22)
	Dim. X	.295/(7.49)		Dim. X	.295/(7.49)		Dim. X	.295/(7.49)		Dim. X	.295/(7.49)
	Dim. Z	.140/(3.56)		Dim. Z	.140/(3.56)		Dim. Z	.140/(3.56)		Dim. Z	.140/(3.56)
	No. of Ckts	2-10		No. of Ckts	2-10		No. of Ckts	2-10		No. of Ckts	3-10
	Void Ckts	None		Void Ckts	None		Void Ckts	None		Void Ckts	1
	Kink Pins	Yes		Kink Pins	Yes		Kink Pins	Yes		Kink Pins	Yes
	Color	Yellow		Color	-		Color	-		Color	-
	Packaging	PK-43009-001		Packaging	PK-43009-001		Packaging	PK-43009-001		Packaging	PK-43009-001
Ckt	EDP No.	Engineering No.	Ckt	EDP No.	Engineering No.	Ckt	EDP No.	Engineering No.	Ckt	EDP No.	Engineering No.
2	22-23-5025	A-43009-0038	2		A-43009-0047	2	43009-0056	A-43009-0056	2		
3	22-23-5035	A-43009-0039	3		A-43009-0048	3	43009-0057	A-43009-0057	3	43009-0066	A-43009-0066
4	22-23-5045	A-43009-0040	4		A-43009-0049	4	43009-0058	A-43009-0058	4	43009-0067	A-43009-0067
5	22-23-5055	A-43009-0041	5		A-43009-0050	5	43009-0059	A-43009-0059	5	43009-0068	A-43009-0068
6	22-23-5065	A-43009-0042	6		A-43009-0051	6	43009-0060	A-43009-0060	6	43009-0069	A-43009-0069
7	22-23-5075	A-43009-0043	7		A-43009-0052	7	43009-0061	A-43009-0061	7	43009-0070	A-43009-0070
8	22-23-5085	A-43009-0044	8		A-43009-0053	8	43009-0062	A-43009-0062	8	43009-0071	A-43009-0071
9	22-23-5095	A-43009-0045	9		A-43009-0054	9	43009-0063	A-43009-0063	9	43009-0072	A-43009-0072
10	22-23-5105	A-43009-0046	10		A-43009-0055	10	43009-0064	A-43009-0064	10	43009-0073	A-43009-0073
11			11			11			11		
12			12			12			12		
13			13			13			13		
14			14			14			14		
15			15			15			15		

REV: C1	SEE SHEET 1 2/17/2006	TITLE: HEADER ASSEMBLY FRICTION LOCK .100 CENTERS	SHEET No. - 3 -
DOCUMENT NUMBER: SDA-43009		CREATED / REVISED BY: DRATNOL	CHECKED BY: SAMIEC
		APPROVED BY: MARGULIS	

A-43009-0074/0081			A-43009-082/0089			A-43009-0090/0097			A-43009-0098/0106		
OPTIONS	Header No.	42009-N	OPTIONS	Header No.	42009-N	OPTIONS	Header No.	42009-N	OPTIONS	Header No.	42009-N
	Pin No.	2766-1(102)		Pin No.	2766-1(102)		Pin No.	2766-1(102)		Pin No.	2766-1(154)
	Dim. L	.560/(14.22)		Dim. L	.560/(14.22)		Dim. L	.560/(14.22)		Dim. L	.560/(14.22)
	Dim. X	.295/(7.49)		Dim. X	.295/(7.49)		Dim. X	.295/(7.49)		Dim. X	.295/(7.49)
	Dim. Z	.140/(3.56)		Dim. Z	.140/(3.56)		Dim. Z	.140/(3.56)		Dim. Z	.140/(3.56)
	No. of Ckts	3-10		No. of Ckts	3-10		No. of Ckts	3-10		No. of Ckts	2-10
	Void Ckts	2		Void Ckts	3		Void Ckts	3		Void Ckts	NONE
	Kink Pins	Yes		Kink Pins	Yes		Kink Pins	No		Kink Pins	NO
	Color	-		Color	-		Color	-		Color	-
	Packaging	PK-43009-001		Packaging	PK-43009-001		Packaging	PK-43009-001		Packaging	PK-43009-001
Ckt	EDP No.	Engineering No.	Ckt	EDP No.	Engineering No.	Ckt	EDP No.	Engineering No.	Ckt	EDP No.	Engineering No.
2			2			2			2	50-34-1986	A-43009-0098
3	43009-0074	A-43009-0074	3	43009-0082	A-43009-0082	3	43009-0090	A-43009-0090	3	50-34-1987	A-43009-0099
4	43009-0075	A-43009-0075	4	43009-0083	A-43009-0083	4	43009-0091	A-43009-0091	4	50-34-1988	A-43009-0100
5	43009-0076	A-43009-0076	5	43009-0084	A-43009-0084	5	43009-0092	A-43009-0092	5	50-34-1989	A-43009-0101
6	43009-0077	A-43009-0077	6	43009-0085	A-43009-0085	6	43009-0093	A-43009-0093	6	50-34-1990	A-43009-0102
7	43009-0078	A-43009-0078	7	43009-0086	A-43009-0086	7	43009-0094	A-43009-0094	7	50-34-1991	A-43009-0103
8	43009-0079	A-43009-0079	8	43009-0087	A-43009-0087	8	43009-0095	A-43009-0095	8	50-34-1992	A-43009-0104
9	43009-0080	A-43009-0080	9	43009-0088	A-43009-0088	9	43009-0096	A-43009-0096	9	50-34-1993	A-43009-0105
10	43009-0081	A-43009-0081	10	43009-0089	A-43009-0089	10	43009-0097	A-43009-0097	10	50-34-1994	A-43009-0106
11			11			11			11		
12			12			12			12		
13			13			13			13		
14			14			14			14		
15			15			15			15		

REV: C1	SEE SHEET 1 2/17/2006	TITLE: HEADER ASSEMBLY FRICTION LOCK .100 CENTERS	SHEET No. - 4 -
DOCUMENT NUMBER: SDA-43009		CREATED / REVISED BY: DRATNOL	CHECKED BY: SAMIEC
		APPROVED BY: MARGULIS	

A-43009-0107/0115											
OPTIONS	Header No.	42009-N	OPTIONS	Header No.		OPTIONS	Header No.		OPTIONS	Header No.	
	Pin No.	2766-1(154)		Pin No.			Pin No.			Pin No.	
	Dim. L	.560/(14.22)		Dim. L			Dim. L			Dim. L	
	Dim. X	.295/(7.49)		Dim. X			Dim. X			Dim. X	
	Dim. Z	.140/(3.56)		Dim. Z			Dim. Z			Dim. Z	
	No. of Ckts	2-10		No. of Ckts			No. of Ckts			No. of Ckts	
	Void Ckts	NONE		Void Ckts			Void Ckts			Void Ckts	
	Kink Pins	Yes		Kink Pins			Kink Pins			Kink Pins	
	Color	-		Color			Color			Color	
	Packaging	PK-43009-001		Packaging	PK-43009-001		Packaging	PK-43009-001		Packaging	PK-43009-001
Ckt	EDP No.	Engineering No.	Ckt	EDP No.	Engineering No.	Ckt	EDP No.	Engineering No.	Ckt	EDP No.	Engineering No.
2	50-34-1995	A-43009-0107	2			2			2		
3	50-34-1996	A-43009-0108	3			3			3		
4	50-34-1997	A-43009-0109	4			4			4		
5	50-34-1998	A-43009-0110	5			5			5		
6	50-34-1999	A-43009-0111	6			6			6		
7	50-30-4401	A-43009-0112	7			7			7		
8	50-30-4402	A-43009-0113	8			8			8		
9	50-30-4403	A-43009-0114	9			9			9		
10	50-30-4404	A-43009-0115	10			10			10		
11			11			11			11		
12			12			12			12		
13			13			13			13		
14			14			14			14		
15			15			15			15		

REV: C1	SEE SHEET 1 2/17/2006	TITLE: HEADER ASSEMBLY FRICTION LOCK .100 CENTERS	SHEET No. - 5 -
DOCUMENT NUMBER: SDA-43009	CREATED / REVISED BY: DRATNOL	CHECKED BY: SAMIEC	APPROVED BY: MARGULIS